

Site Usage

1,644,423 Visits

5.61% Bounce Rate

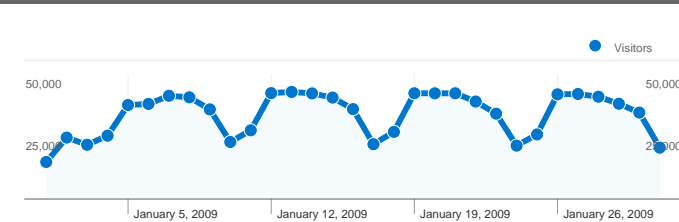
12,279,042 Pageviews

00:10:15 Avg. Time on Site

7.47 Pages/Visit

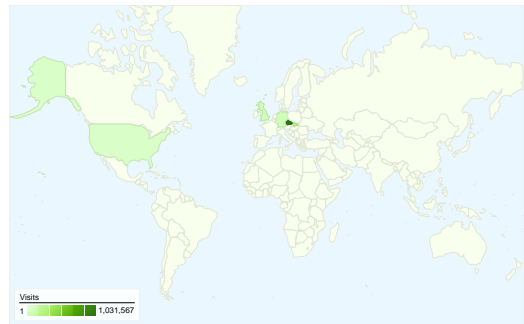
17.77% % New Visits

Visitors Overview

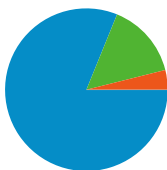


Visitors  
438,890

Map Overlay world



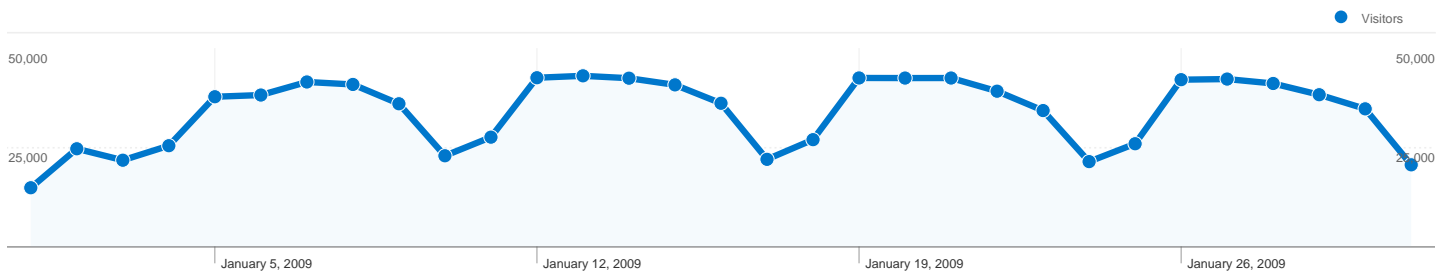
Traffic Sources Overview



- **Direct Traffic**  
1,334,569.00 (81.16%)
- **Search Engines**  
245,656.00 (14.94%)
- **Referring Sites**  
64,149.00 (3.90%)
- **Other**  
49 (> 0.00%)


Content Overview

Pages	Pageviews	% Pageviews
(other)	4,804,321	41.80%
/	1,602,484	13.94%
/bin/mld.fpl?vcb=a&dictdir=encz	1,507,891	13.12%
/bin/mld.fpl?vcb=a&dictdir=encz	53,408	0.46%
/bin/mld.fpl?vcb=a&dictdir=encz	43,797	0.38%




**438,890** people visited this site


 **1,644,423** Visits

 **438,890** Absolute Unique Visitors

 **12,279,042** Pageviews

 **7.47** Average Pageviews

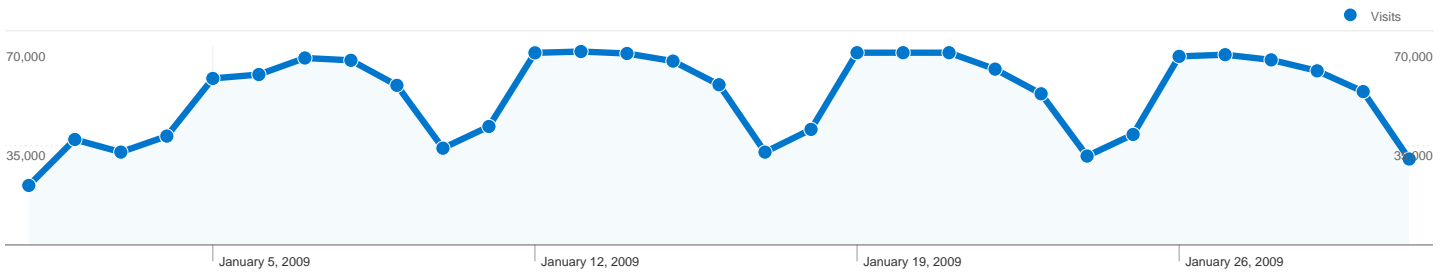
 **00:10:15** Time on Site

 **5.61%** Bounce Rate


 **17.77%** New Visits

## Technical Profile


Browser	Visits	% visits	Connection Speed	Visits	% visits
Internet Explorer	717,113	43.61%	Unknown	876,009	53.27%
Firefox	685,798	41.70%	DSL	410,479	24.96%
Opera	155,195	9.44%	Cable	135,170	8.22%
Safari	38,457	2.34%	T1	121,172	7.37%
Chrome	32,046	1.95%	Dialup	98,165	5.97%

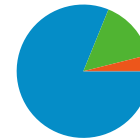


All traffic sources sent a total of 1,644,423 visits

 81.16% Direct Traffic

 3.90% Referring Sites

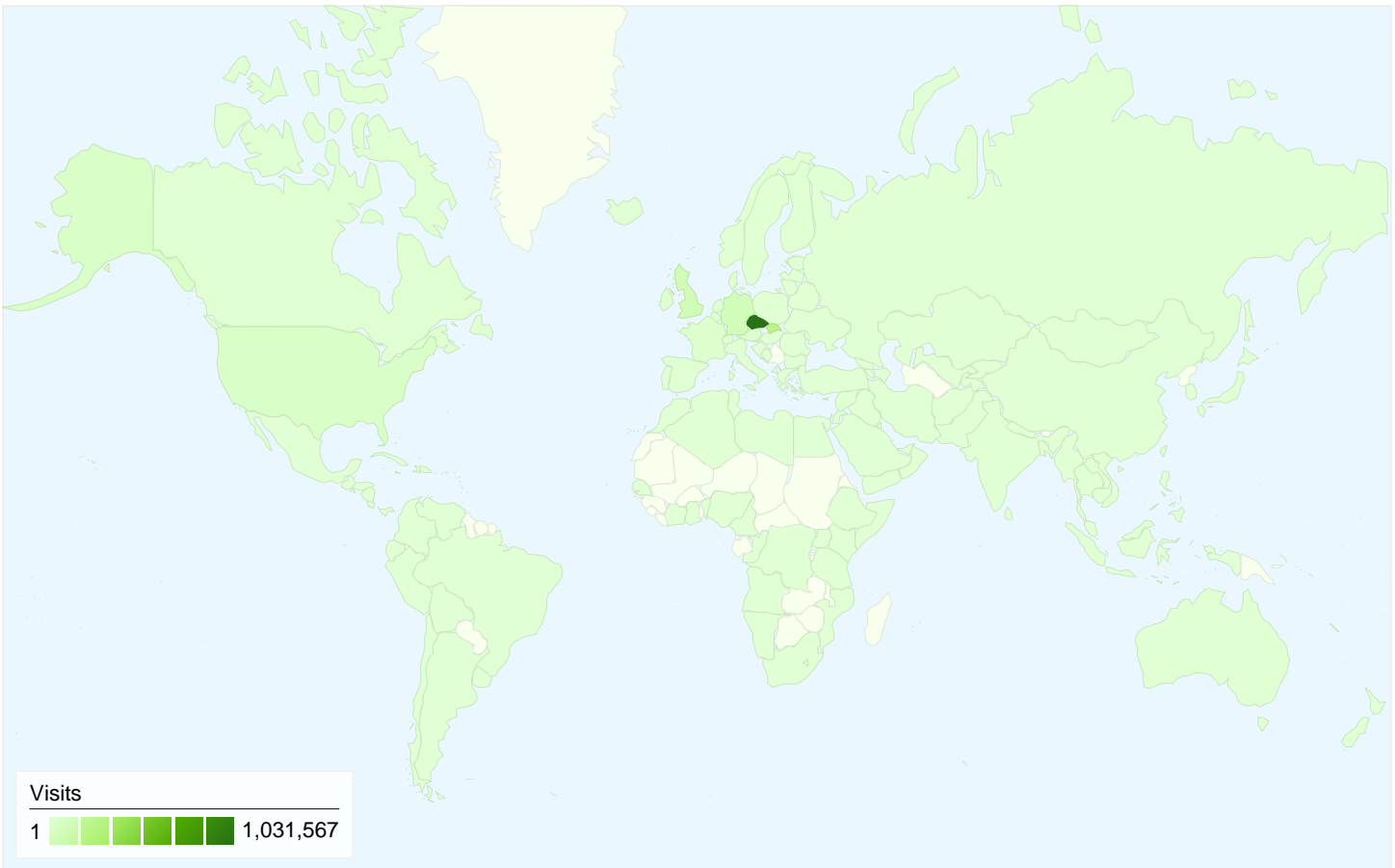
 14.94% Search Engines



- **Direct Traffic**  
1,334,569.00 (81.16%)
- **Search Engines**  
245,656.00 (14.94%)
- **Referring Sites**  
64,149.00 (3.90%)
- **Other**  
49 (> 0.00%)

## Top Traffic Sources

Sources	Visits	% visits	Keywords	Visits	% visits
(direct) ((none))	1,334,569	81.16%	slovník	70,952	28.88%
google (organic)	207,773	12.64%	slovník	44,628	18.17%
uni-koblenz.de (referral)	14,139	0.86%	slovník.cz	25,589	10.42%
seznam (organic)	11,990	0.73%	www.slovník.cz	18,571	7.56%
search (organic)	11,759	0.72%	www.slovník.cz	6,174	2.51%

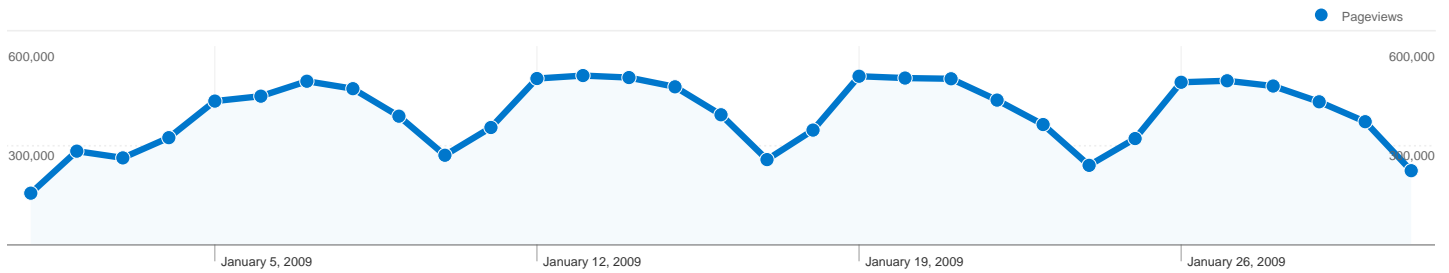


## 1,644,423 visits came from 154 countries/territories

### Site Usage


Visits	Pages/Visit	Avg. Time on Site	% New Visits	Bounce Rate	
<b>1,644,423</b> % of Site Total: 100.00%	<b>7.47</b> Site Avg: 7.47 (0.00%)	<b>00:10:15</b> Site Avg: 00:10:15 (0.00%)	<b>17.81%</b> Site Avg: 17.77% (0.20%)	<b>5.61%</b> Site Avg: 5.61% (0.00%)	
Country/Territory	Visits	Pages/Visit	Avg. Time on Site	% New Visits	Bounce Rate
Czech Republic	<b>1,031,567</b>	7.56	00:10:12	17.41%	5.25%
Slovakia	<b>226,751</b>	7.56	00:11:46	20.40%	5.19%
United Kingdom	<b>91,669</b>	6.00	00:08:39	11.80%	7.65%
Germany	<b>82,602</b>	8.40	00:09:50	23.86%	5.49%
United States	<b>40,701</b>	6.82	00:10:04	17.06%	7.15%
Austria	<b>27,420</b>	8.66	00:08:51	20.08%	4.88%
France	<b>19,702</b>	6.72	00:09:46	15.81%	10.42%
Ireland	<b>12,950</b>	5.41	00:08:10	12.05%	8.36%
Switzerland	<b>11,858</b>	7.28	00:09:11	18.28%	5.50%
Netherlands	<b>10,782</b>	6.83	00:08:11	13.70%	7.92%






Pages on this site were viewed a total of 12,279,042 times

 12,279,042 Pageviews

 11,223,027 Unique Views

 5.61% Bounce Rate

## Top Content

Pages	Pageviews	% Pageviews
(other)	4,804,321	41.80%
/	1,602,484	13.94%
/bin/mld.fpl?vcb=a&dictdir=encz.en&lines=20&hptxt=0&use_cooki	1,507,891	13.12%
/bin/mld.fpl?vcb=a&dictdir=encz.cz_a&lines=20&hptxt=0&js=1&la	53,408	0.46%
/bin/mld.fpl?vcb=a&dictdir=encz.en&lines=20&hptxt=0&js=1&lang	43,797	0.38%